

The *extended*
WISC
Guide

Essentials and Points for your success - Made by omz
Perfect for beginners.

What to look out for



1. Your Opponents

- Your opponents will be your biggest challenge. Especially during Debate, Your debate topic should be slightly one sided, either because the topic itself leans towards the aff/neg side, or the judge might be bias. But that isn't the issue, its your opponents. They will point out your errors, they will find out your weaknesses, and they will 100% flame your debating skills once its over. You have to focus and your debate strategy rather than just improving on unnecessary things like learning topics for debate. As of the 2026 season, no devices are allowed in debate, so PLEASE use a lot of emotive language! Also, PRESENTATION IS EVERYTHING.

- Aside from debating, you will also have to generally be better than them (Pretty obvious) You wont get medals just for sitting around and participating, you will have to earn your medals, and to earn your medals, you need to be better than your opponents, Study your material and topics, do quizzes, and even question your teammates if they have even been studying in the first place. Teamwork is key.

+ winning/losing debates won't affect your points earned, so focus on making the best speech!

2. Your Plan

- Every. Single. Team. Must. Have. A. PLAN. You will not win anything if you dont communicate with your teammates and make a strategy. I'm being brutally honest. Meet at your teammates house every day, who cares, just as-long as you know what you're doing as a TEAM. I cannot emphasize how much it means in WSC, Until globals is over, Your teammates will be forced to be your best friend.
- A team plan could be something simple like assigning who does what topic, who watches the movies, who makes notes, and just even finding out whose the best speaker in your team.

Summarized Key Notes

1. Your opponents are your hardest challenge
2. Your debate skills matter
3. Your placement is important for medals
4. Teamwork is 100% mandatory
5. Every team must have a plan.

What to look out for - 2



1. Your Strengths

- You need to focus on your strengths, Never assign someone a topic they are bad at and don't make the worst debater on your team the 3rd debater or 1st. But you must already know this, the thing you might not know is how your strengths, even if you don't have many, can lead you to winning tons of medals and trophies!

Lets say, You really like technology and science, boom, you are already a master for the Science & Tech topic in WSC, Of course you have to learn its contents, but since you love the subject, its enjoyable for you, and remembering the content will be much easier. It's a no-brainer point but you need to really understand how powerful it is to use your strengths in WSC rather than being the jack of all trades.

Or maybe you are a debating GOD, where you love arguing against your paren- I mean your friends on the most random topic on the spot, where you would love to just trash on the opposing side because you already know you got it in the bag, In this case, its also a no-brainer to be the 3rd speaker for your team.

3. Allies (Global Rounds)

- On the contrary of being a genuine villain, having trustable allies can be useful, especially during the global round, there was an instance where we got the some team's docs and info just because we were pretty good allies with members of their teams. So don't be shy, converse and find people whom you can be friends with.
- But don't always rely on their resources, make sure you prioritize using (and making) resources you believed helped you in the first place.

Summarized Key Notes

1. Your opponents are your hardest challenge
2. Your strengths must be in play
3. Manipulate your opponents
4. Teamwork is 100% mandatory
5. Make allies (Global round)

2. Manipulation

- Gaslight, Gatekeep and defend against your opponents, In the bowl, shout out wrong answers to trick people nearby, In challenge, break someones pencil (IM KIDDING PLEASE DONT DO THIS), and in debate, refuse to accept anything from what the other team as accused you of.
- You gotta do whatever to be in the lead! And its not like we are the ones who started it (I was a victim of the bowl trick)
- You must be ruthless, Never accept claims that can hurt your argument, point out mistakes the opponent has done (such has stuttering to the point you can't hear them, etc.) and always find holes in their debate,

What to look out for - 3



1. The Circular

- Ah, the circular, the most intense part about WSC, but I can assure you, with SMART effort, you'll excel. The thing is that most people will make you believe the syllabus of WSC is near impossible to read by its own, and I'm here to say that that's just not the case.
- If you got time, determination, and the will to actually read (and write, more on that in a bit) the syllabus (no guides, no summaries, nothing), you can already surpass everyone else. The syllabus actually contains a lot of pop-culture and topics you've either learnt in school, or saw on the internet, and its really interesting! Summaries only exist to help you understand concepts you don't understand or skim to paragraphs to help you memorize better, but I can promise you, writing your OWN little summary can benefit you a lot! More than any other public summary can.
- So how should I know when to write my own notes and to view other notes? Well, firstly, don't write notes about topics you dont understand in the first place, in that case, you're just writing empty notes that wont benefit you in the long term. In that case, use other summaries that help you understand that specific topic, and then continue.

Summarized Key Notes

1. Your opponents are your hardest challenge
2. Your strengths must be in play
3. Manipulate your opponents
4. Teamwork is 100% mandatory
5. Make allies (Global round)

2. Time

- End of the day, you only have so much time to dedicate to WSC, so you need to use your time correctly when preparing for the rounds.
- Firstly, don't waste time reading summaries and pretending that you're learning from it, only read summaries if you are seriously looking to go in-depth in a certain topic or area where your lacking in, other wise, keep writing your own notes, listen to music in the background rather than focusing on it (although you should spend time focusing on the lyrics on some days), debate against random people constantly, and always take breaks, because no one can handle 24 hours of WSC.

3. Debating

- Blah blah no devices blah blah say facts blah blah.. you get the point, but anyways, put everything aside, and PLEASE focus on making your speech actually impactful to the judge! in the sense you have to emotionally persuade them! Your goal is to score the most points in debate, not to be the most logical (don't get me wrong, being logical is very important), you need to get the judge on your side no matter what for you to score points in debate, use facts to dismantle the opposition, but otherwise, I highly advise you to focus on your voice modulation, emotive language, body language, and impromptu speeches for rebuttals.

4. Tiny Tips

- 1 - Keep checking on your teammates and make sure they actually do productive stuff
- 2 - If you're bad debater in general, place yourself as the 2nd speaker and avoid talking for a long time when you can condense your speech
- Avoiding peaking into bowl clickers, trust me, they'll end up tricking you!

A (base) Schedule

- Tweaked for beginners success. Even better when used for preparing globals.

MONDAY

- This day is free.

TUESDAY

- Practice Debating with a different team
- Improve/discuss debate strategy
- Debating skills 1v1v1
- Debate with a different team
- Switch around debate positions

WEDNESDAY

- Study WSC topics with your team
- Quiz each other on topics
- Practice impromptu debate
- Make a home-made quiz for all topics (EXTREMELY HELPFUL)
- Make flash-cards
- Work on your mini-summary

THURSDAY

- Watch Movies that are mentioned in WSC
- Take notes of each movie and their plot (Minor details can come!)
- Watch WSC tutorials

FRIDAY

- Self Study topics
- If you taken art and music, Listen to all music mentioned (Yes, all)
- Visit and take down notes of articles mentioned in WSC

SATURDAY

- This day is free

SUNDAY

- Work on team strategy
- Work on debate strategy
- Work on Bowl strategy
- Work on Challenge strategy
- Work on the Round(s) strategy

THINGS YOU NEED TO GET STARTED WITH. LIKE RIGHT NOW

- Watch movies that have been mentioned

- Revise, revise, and revise!

- Practice your debating skills

- taking a break

An Extreme Schedule

- Tweaked for beginners who already want to be #1

MONDAY

- Practice Debating with a different team
- Write about 3 different topics
- Watch 3 movies mentioned in WSC
- Work on your own mini-summary of the syllabus
- Write notes about each article

TUESDAY

- Practice Debating with a different team
- Improve/discuss debate strategy
- Debating skills 1v1v1
- Debate with a different team
- Switch around debate positions

WEDNESDAY

- Study WSC topics with your team
- Quiz each other on topics
- Make up to 30 flashcards
- Make a home-made quiz for all topics (EXTREMELY HELPFUL)
- Make a mini mock-challenge for your teammates
- Debate with a different team

THURSDAY

- Watch Movies that are mentioned in WSC
- Take notes of each movie and their plot (Minor details can come!)
- Watch WSC debate tutorials
- Practice impromptu debate

FRIDAY

- Self Study topics
- If you taken art and music, Listen to all music mentioned (while also focusing on the lyrics)
- Visit and take down notes of articles mentioned in WSC

SATURDAY

- Write about 5 different topics
- Work on your mini-summary of the syllabus for 2 hours (with breaks)
- Quiz each other with flashcards (that you made)
- Listen to music mentioned in WSC for most of the day in the background
- relax

SUNDAY

- Work on team strategy
- Work on debate strategy
- Work on Bowl strategy
- Work on Challenge strategy
- Work on the Round(s) strategy
- Do everything x2 (jk.. maybe)
- Practice impromptu debate

THINGS YOU NEED TO GET STARTED WITH. LIKE RIGHT NOW



- Watch movies that have been mentioned
- Revise, revise, and revise!
- Practice your debating skills
- taking a break

CHECKLIST (YOU MAY PRINT THIS PAGE MULTIPLE TIMES)

check yourself WSC

CONFIDENCE SCALE (0 IF YOUR VERY UNCONFIDENT - 6 IF YOUR REALLY CONFIDENT)

ONLY CHOOSE 7 IF YOU FEEL LIKE YOU ARE EXTREMELY CONFIDENT

CHECKLIST	0	1	2	3	4	5	6	7	
1. All WSC Topics	<input type="checkbox"/>	<input type="checkbox"/>	<input type="checkbox"/>	<input type="checkbox"/>	<input type="checkbox"/>	<input type="checkbox"/>	<input type="checkbox"/>	<input type="checkbox"/>	
2. Are you confident for your team?	<input type="checkbox"/>	<input type="checkbox"/>	<input type="checkbox"/>	<input type="checkbox"/>	<input type="checkbox"/>	<input type="checkbox"/>	<input type="checkbox"/>	<input type="checkbox"/>	<input type="checkbox"/>
3. Your debate strat	<input type="checkbox"/>	<input type="checkbox"/>	<input type="checkbox"/>	<input type="checkbox"/>	<input type="checkbox"/>	<input type="checkbox"/>	<input type="checkbox"/>	<input type="checkbox"/>	
4. Your Bowl strat	<input type="checkbox"/>	<input type="checkbox"/>	<input type="checkbox"/>	<input type="checkbox"/>	<input type="checkbox"/>	<input type="checkbox"/>	<input type="checkbox"/>	<input type="checkbox"/>	
5. Your Challenge strat	<input type="checkbox"/>	<input type="checkbox"/>	<input type="checkbox"/>	<input type="checkbox"/>	<input type="checkbox"/>	<input type="checkbox"/>	<input type="checkbox"/>	<input type="checkbox"/>	
6. Are you eased or stressed? (0 being very stressed, 6+ being eased)	<input type="checkbox"/>	<input type="checkbox"/>	<input type="checkbox"/>	<input type="checkbox"/>	<input type="checkbox"/>	<input type="checkbox"/>	<input type="checkbox"/>	<input type="checkbox"/>	
7. Your debating skills	<input type="checkbox"/>	<input type="checkbox"/>	<input type="checkbox"/>	<input type="checkbox"/>	<input type="checkbox"/>	<input type="checkbox"/>	<input type="checkbox"/>	<input type="checkbox"/>	
8. Will you win medals?	<input type="checkbox"/>	<input type="checkbox"/>	<input type="checkbox"/>	<input type="checkbox"/>	<input type="checkbox"/>	<input type="checkbox"/>	<input type="checkbox"/>	<input type="checkbox"/>	
9. Will you win trophies?	<input type="checkbox"/>	<input type="checkbox"/>	<input type="checkbox"/>	<input type="checkbox"/>	<input type="checkbox"/>	<input type="checkbox"/>	<input type="checkbox"/>	<input type="checkbox"/>	
10. Your overall confidence	<input type="checkbox"/>	<input type="checkbox"/>	<input type="checkbox"/>	<input type="checkbox"/>	<input type="checkbox"/>	<input type="checkbox"/>	<input type="checkbox"/>	<input type="checkbox"/>	<input type="checkbox"/>

You may print this page every week.
Use whitener to physically write.

remember, consistency over perfection. (im playin perfection is peak)

MONTH: MARCH/APRIL

checklist WSC

Insert your
teammates names
here!

CONFIDENCE SCALE (0 IF YOUR VERY UNCONFIDENT - 6 IF YOUR REALLY CONFIDENT)

ONLY CHOOSE 7-8 IF
YOU FEEL LIKE YOU
ARE EXTREMELY
CONFIDENT

CHECKLIST	0	1	2	3	4	5	6	7	8
1. Art and music	<input type="checkbox"/>	<input type="checkbox"/>	<input type="checkbox"/>	<input type="checkbox"/>	<input type="checkbox"/>	<input type="checkbox"/>	<input type="checkbox"/>	<input type="checkbox"/>	<input type="checkbox"/>
2. Literature and media	<input type="checkbox"/>	<input type="checkbox"/>	<input type="checkbox"/>	<input type="checkbox"/>	<input type="checkbox"/>	<input type="checkbox"/>	<input type="checkbox"/>	<input type="checkbox"/>	<input type="checkbox"/>
3. Science and Tech	<input type="checkbox"/>	<input type="checkbox"/>	<input type="checkbox"/>	<input type="checkbox"/>	<input type="checkbox"/>	<input type="checkbox"/>	<input type="checkbox"/>	<input type="checkbox"/>	<input type="checkbox"/>
4. Special Area	<input type="checkbox"/>	<input type="checkbox"/>	<input type="checkbox"/>	<input type="checkbox"/>	<input type="checkbox"/>	<input type="checkbox"/>	<input type="checkbox"/>	<input type="checkbox"/>	<input type="checkbox"/>
4. Social Studies	<input type="checkbox"/>	<input type="checkbox"/>	<input type="checkbox"/>	<input type="checkbox"/>	<input type="checkbox"/>	<input type="checkbox"/>	<input type="checkbox"/>	<input type="checkbox"/>	<input type="checkbox"/>
4. History	<input type="checkbox"/>	<input type="checkbox"/>	<input type="checkbox"/>	<input type="checkbox"/>	<input type="checkbox"/>	<input type="checkbox"/>	<input type="checkbox"/>	<input type="checkbox"/>	<input type="checkbox"/>

You must print this page every week.
Use whitener to physically write.

remember, consistency over perfection. (im playin perfection is peak)

MONTH: FEB

WEEK - THE FINAL DAY

Teammates WSC

HOW CONFIDENT ARE YOUR TEAMMATES? (0 IF YOUR VERY UNCONFIDENT - 6 IF YOUR REALLY CONFIDENT)

ONLY CHOOSE 7-8 IF YOU FEEL LIKE YOU ARE EXTREMELY CONFIDENT

Insert your teammates names here!

CHECKLIST	0	1	2	3	4	5	6	7	8
1.	<input type="checkbox"/>	<input type="checkbox"/>	<input type="checkbox"/>	<input type="checkbox"/>	<input type="checkbox"/>	<input type="checkbox"/>	<input type="checkbox"/>	<input type="checkbox"/>	<input type="checkbox"/>
2.	<input type="checkbox"/>	<input type="checkbox"/>	<input type="checkbox"/>	<input type="checkbox"/>	<input type="checkbox"/>	<input type="checkbox"/>	<input type="checkbox"/>	<input type="checkbox"/>	<input type="checkbox"/>
3.	<input type="checkbox"/>	<input type="checkbox"/>	<input type="checkbox"/>	<input type="checkbox"/>	<input type="checkbox"/>	<input type="checkbox"/>	<input type="checkbox"/>	<input type="checkbox"/>	<input type="checkbox"/>

MY TEAM IS OKAY

MY TEAM IS VERY CONFIDENT

"MY TEAM WILL BE #1" CONFIDENT

You must print this page every week.

remember, consistency over perfection. (im playin perfection is peak)

MONTH: FEB

WEEK - THE FINAL DAY

Debate WSC

HOW STRONG IS YOUR TEAM DEBATERS?

(0 IF YOUR VERY UNCONFIDENT - 8 IF YOU'RE REALLY CONFIDENT)

ONLY CHOOSE 7-8 IF YOU FEEL LIKE YOU ARE EXTREMELY CONFIDENT

Insert your teammates names here!

CHECKLIST	0	1	2	3	4	5	6	7	8
1.	<input type="checkbox"/>	<input type="checkbox"/>	<input type="checkbox"/>	<input type="checkbox"/>	<input type="checkbox"/>	<input type="checkbox"/>	<input type="checkbox"/>	<input type="checkbox"/>	<input type="checkbox"/>
2.	<input type="checkbox"/>	<input type="checkbox"/>	<input type="checkbox"/>	<input type="checkbox"/>	<input type="checkbox"/>	<input type="checkbox"/>	<input type="checkbox"/>	<input type="checkbox"/>	<input type="checkbox"/>
3.	<input type="checkbox"/>	<input type="checkbox"/>	<input type="checkbox"/>	<input type="checkbox"/>	<input type="checkbox"/>	<input type="checkbox"/>	<input type="checkbox"/>	<input type="checkbox"/>	<input type="checkbox"/>


MY TEAM IS OKAY

MY TEAM IS VERY CONFIDENT

"MY TEAM WILL BE #1" CONFIDENT

You must print this page every week.

remember, consistency over perfection. (im playin perfection is peak)



The *extended*
WISC
Guide

You've reached the end! Congratulations!
Signing off - Om